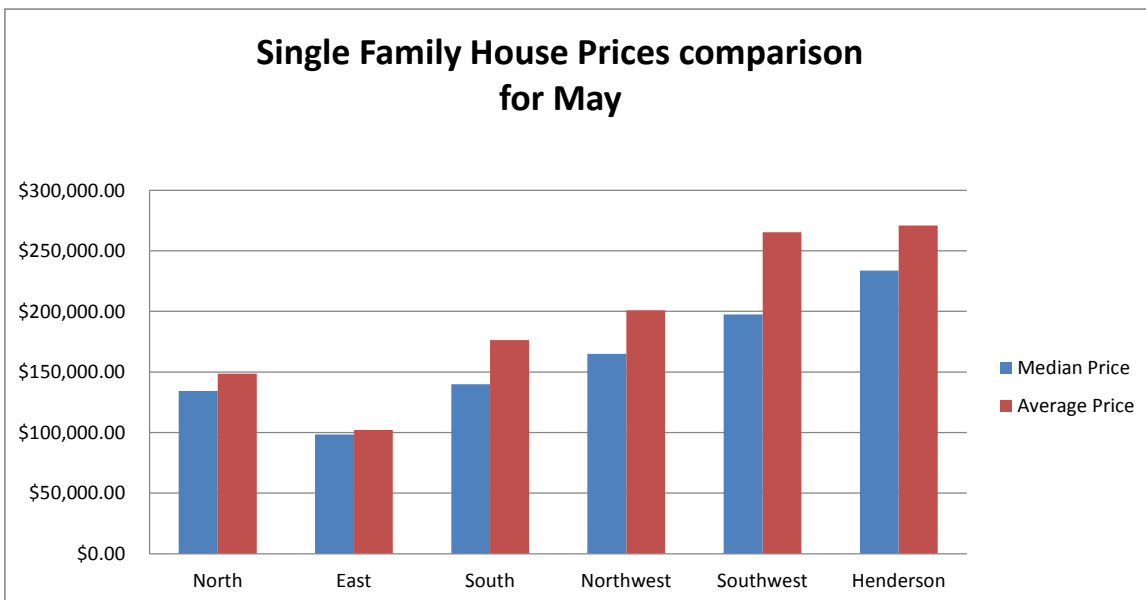
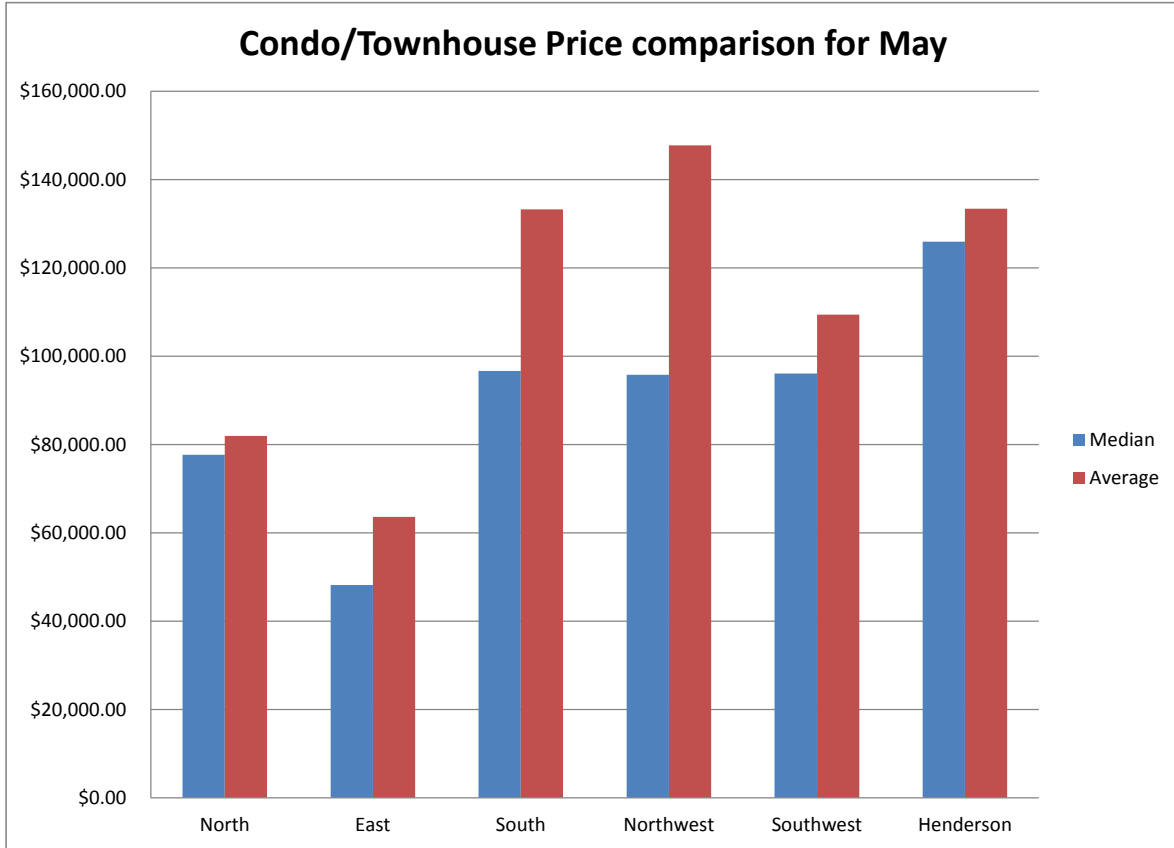
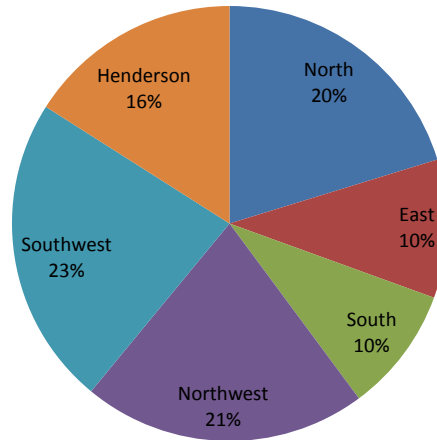


Area	Single Family Home			Condo/Townhouse		
	unites sold	Median Price	Average Price	unites sold	Median Price	Average Price
North	604	\$134,333.33	\$148,502.33	35	\$77,666.67	\$81,958.00
East	307	\$98,487.50	\$102,075.25	86	\$48,225.00	\$63,631.50
South	278	\$139,833.33	\$176,266.00	197	\$96,666.67	\$133,296.67
Northwest	630	\$164,950.00	\$201,028.60	173	\$95,822.20	\$147,740.60
Southwest	687	\$197,454.00	\$265,450.00	188	\$96,140.00	\$109,451.40
Henderson	477	\$233,700.00	\$271,026.00	117	\$125,950.00	\$133,442.80
Total	2983			796		

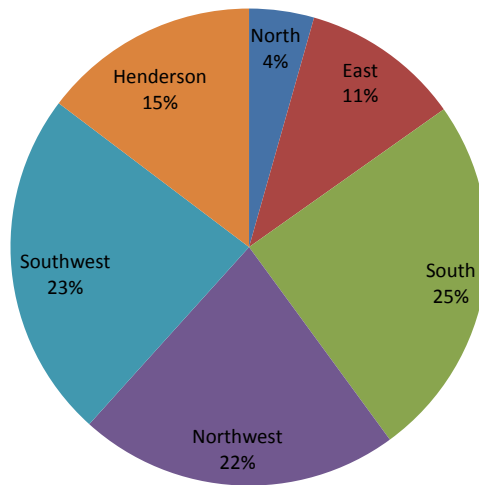


Single Family Home distribution for May2013

Total: 2983



Condo/Town house distribution for May 2013 Total:796



All data related to this report are from
MLS, Realtor.com and Zillow.